

FORA

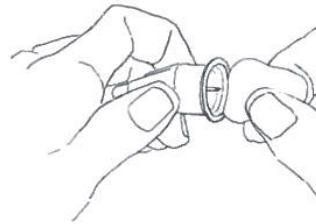


FORAFINE PEN NEEDLES

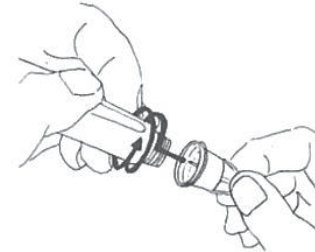
ACS022

Instructions for use

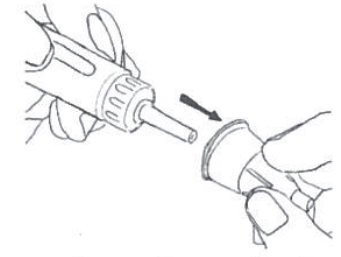
1 Remove the protective seal



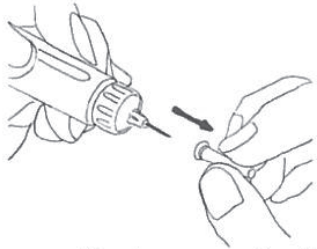
2 Press the needle straight on the pen and screw it clockwise until it is firmly attached



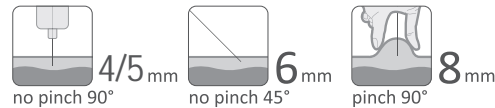
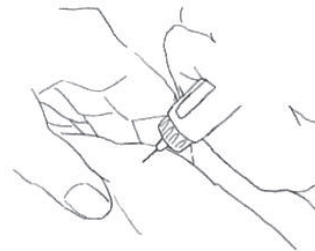
3 Remove the outer protective cap



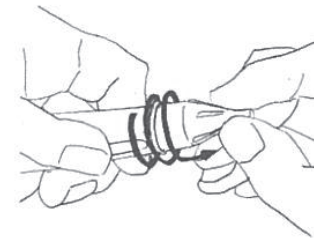
4 Remove the inner protective cap




5 Insert the needle on the injection site to deliver insulin



6 After injection, replace the outer cap and unscrew the needle from the cap. Dispose of the needle safely



 **ForaCare Suisse AG**
Neugasse 55, 9000 St. Gallen,
Switzerland
www.foracare.ch

Made in China for ForaCare Suisse AG



CE 0123 

STERILE EO